


## AP 3-D Art - Summer Homework – Mrs. Cheney (Neufarth)

There are two sections to the 3D AP portfolio:

### **Selected works and Sustained Investigation.**

Your **Sustained Investigation** will be a series of 15 works that have a common topic/theme or investigation, through the process, you will come to new questions to explore and answer. Your investigation will include research, experimentation, practice, and revision. You will need to look for ways to synthesize your materials/processes with your ideas and thoughts.

Your **Selected works** is 5 works (more of a gallery showing), These works can come from your Sustained Investigation, Summer works, or additional pieces.



#### **Work 3**

Sustained Investigation

Height: 51 inches

Width: 20 inches

Depth: 20 inches

Material(s): Resin, acrylic paint, popsicle sticks

Process(es): The Resin Popsicles display how humans melt under the pressures of society.

### **Your summer homework has six parts:**

- 1. Museums and galleries** – Go to 1 museum or gallery and write and sketch about it.
- 2. Research-** Read about and record 2 artists whose work you identify with.
- 3. Sustained Investigation Ideas** – Create a list of 10 sustained investigation ideas and thumbnail sketches.
- 4. AP Central-** Go to the website and learn about the portfolio.

<https://apstudents.collegeboard.org/courses/ap-3-d-art-and-design>

**5. Projects- Make 5 quality sculptures/vessels for the Selected works Section of your portfolio. (ideally)**

**6. Treasures- Collection of interesting objects. This box will help you throughout the year have materials readily available when you need them for a certain project.**

Summer assignments are due the FIRST Friday of the first week of school- you may drop work off before school in CE 137.

These assignments will be graded – they make up a significant portion of your grade for the first marking period. Late work WILL NOT be accepted. -----  
-----

**Museums and galleries: Check off as you complete each step:**

\_\_\_\_ Visit 1 place where Professional Art is being exhibited (art museums, galleries, & art centers)

\_\_\_\_ In your sketchbook, do 1 full page drawing of 2 different works that interest you. If you can, get a postcard of the work and glue it into your book next to your sketch.

**Write about the artworks in detail in your sketchbook.**

Describe materials and techniques employed, take a photo of the works you like at museum and make sure you take picture of the name and materials so you can research.

Describe how the object made you feel and what it made you think about.

**A list of art galleries and museums is listed below for your convenience:**

St. Petersburg Clay Company - 420 22nd St. S.

Morean Center- 719 Central Ave

Salvador Dali Museum- 1000 3rd Street S

St. Petersburg Museum of Fine Arts- 255 Beach Drive NE

Leepa Raptner Museum- Tarpon Springs

Tampa Museum of Fine Arts Tampa

African American Museum

Tampa Women's Museum

Sarasota Ringling Museum

## **2. Research-**

Read and record artists whose work you identify with:

**Become familiar with artists, styles, themes and media that interest you.**

**Please keep notes in your sketchbook and be prepared to share with class your research and be able to explain the how they made art, the why they make art and the what they do to make art ?**

\_\_\_\_ Find two artists whose work really interests you.

\_\_\_\_ Research their work in books, the Internet, or in person.

\_\_\_\_ Describe the issues they explore in their work in your sketchbook

\_\_\_\_ Document with drawings and photographs (paste in your sketchbook)

You may choose any artist that interests you, but a list is provided below for your convenience

Internet-

Pinterest.com, <http://accessceramics.org>, museum sites, ThisIsColossal.com, ArtStormer.com, <http://www.artaxis.org/artist.html>, <http://www.ayumihorie.com/links.html> Magazines: Sculpture Magazine, Sculptural Pursuit, Art News, Scholastic Art, Ceramics Monthly, Watercolor Magic, ArtNews,

**American Artists Books:**

50 Contemporary Artists You Should Know,

500 Ceramic Sculptures

### **Ceramic Artists:**

**Google until you find artists you connect with, something they do catches your attention?**

Frank Schillo, Jason Walker, Julia Galloway, Beth Katleman, Nan Smith, Chandra Debusse, Christa Assad, Misty Gamble, Sam Chung, Deborah Schwartzkopf, Jennifer McCurdy, Kert Weiser, Tara Wilson

### **3D Artists:**

Rona Pondick	Isamu Noguchi	Joseph Beuys
Jeff Koons	Deborah Butterfield	Kiki Smith
Christian Boltanski	Jacques Lipchitz	Richard Deacon
Marcel Duchamp	Constantin Brancusi	Ana Mendieta
Antony Gormley	Andy Goldsworthy	Christo Claes Oldenburg
Linda Stein	Barbara Hepworth	Julio Gonzalez
Meret Oppenheim	David Greenwood	Maya Lin
Ann Hamilton	Martin Puryear	Bill Woodrow
Robert Arneson	Eva Hesse	Richard Serra
Beth Jantko	Jean Arp	Rebecca Horn
Charles Simonds	Robert Smithson	James Turrell
Peter Voulkos	Jackie Winsor	

### **Contemporary Artists**

Maurizio Cattelan	Cy Twombly	Gerhard Richter
David Hockney	Anselm Kiefer	Jeff Wall
Richard Prince	Mona Hatoum	Maurlene Dumas
Anish Kapoor	Robert Gober	Jeff Koons
William Kentridge	Andreas Gursky	Shirin Neshat
Takashi Murakami	Pipilotti Rist	Gabriel Orozco
Rachel Whiteread	Elizabeth Peyton	Tal R Wolfgang
Tillmans Doug Aitken	Anselm Reyle	

### **3. Sustained Investigation Ideas: (In sketchbook)**



\_\_\_\_ List 10 ideas for a series of work (whereby the artworks are connected to one another by style, medium or imagery/theme etc) There are tons of lists out there of ideas, google "sustained investigation ideas" I think people often make connections when reflecting on their identity or their place in this world?

Think very seriously about what you would like to do for your Investigation. –

Your Sustained Investigation MUST be something PERSONAL to you Something that you will enjoy spending a great deal of time working on and exploring.

A Sustained Investigation must show development of thought and depth in a related body of artworks.

\_\_\_\_ Circle the top 3 ideas and draw 5 thumbnail sketches for each idea.

**4. AP Central - Spend time viewing student examples on the AP website. This will really help you understand the quality of work required.**

\_\_\_\_ Go to [www.apcentral.collegeboard.com](http://www.apcentral.collegeboard.com)

Select: AP courses & exams

Select: Course Home Pages

Scroll down Select: Studio Art 3D Design

Scroll down to Exam Information...

Select: AP Studio Art 3D Design Portfolio with Student Samples & Scoring Guidelines :

Scroll down to Selected works and Sustained Investigation student samples

Browse through the samples. Try to analyze why you think they scored a 6,5,or 4!

**5. Projects: Complete 5 sculptures /vessels - DUE FIRST Friday of the first week of DAY OF SCHOOL.**

Choose 5 of the following projects and complete for critique during the first week of school (You can do more! You can also come up with some of your own ideas!)

A. Rhythmic constructions using at least 500 pieces of the same small common object, emphasizing horizontal or vertical movement.

B. Series of 3 small hand-built bowls or cups that are related in form and style.

C. Wire gesture figure. Figure in action. Shows form.

D. Non-objective sculpture made from recycled water bottles.




E. Clay sculpture based on a memory.



F. series of 3-5 works that are based off same idea, they should interact with each other, show movement, texture, and form.

They can be assemblages, figures, changing the function of a common object



#### Work 1

Sustained Investigation

Height: 9 inches

Width: 9 inches

Depth: 3 inches

Material(s): Video game controller, acrylic paint, spray paint, utensils

Process(es): White makes it appear innocent representing content we are consuming. The green is the poison in it.


G. Outdoor temporary installation: photos of various angles required. (think Andy Goldsworthy) Find new ways to interact with the environment.

H. Organic Sculpture inspired by Hepworth, Moore, Noguchi. LOOK at using soap, plaster, or cement. (Katherine Stanik)



Henry Moore (1898-1986)

[christies.com](http://christies.com)



### Work 9

Sustained Investigation


Height: 63 inches

Width: 35 inches

Depth: 35 inches

**Material(s):** Paper straws, acrylic paint, fishing line, needles

**Process(es):** I sewed the structures to show chaotic movement which displays society and spiraling out of control



### Work 10

Sustained Investigation

Height: 10 inches

Width: 8 inches

Depth: 6 inches

**Material(s):** Plaster, resin, Micah powder, acrylic paint, alginate

**Process(es):** Honey is sticky/sweet, like grief: brings family together. I used resin "honey" to show this idea.

## 6. Treasures:

Collect a shoebox (or more) of interesting objects and junk. Broken objects, wooden architectural forms (bedposts, table legs, shelf supports etc.) mechanical parts, natural objects, house-hold items, anything that interests you in terms of shape, volume, texture, color, meaning, or social significance. Objects that are modular or occur in multiples can be especially useful. Bring to school the second day of class.

## Good book to Read, but not required:

